




March 2023  
Issue /50

Meet Yayoi — the Princess of Polka Dots.  
She absolutely loves them.

She makes artwork using only spots and dots,  
including giant spotty pumpkin sculptures.

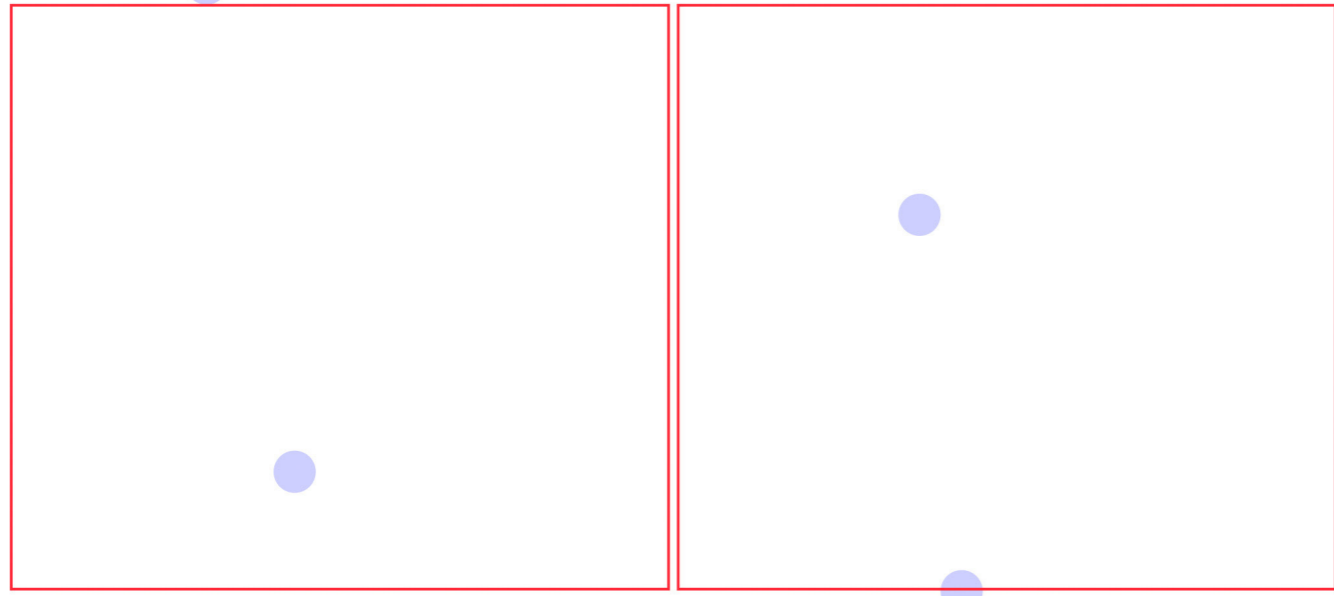
Fill up our fruit bowl with your 5-a-day of other spotted fruit  
and veg.





This is Spot the Dog.  
 You might remember him from when  
 you were younger. Or you might not.  
 He's got a spot on his body and a spot  
 for a nose.  
 Please draw Dog the Spot, on the end  
 of this nose.

Draw a Spot the Difference below.  
 (Draw two identical drawings with 5 secret differences in them)



Draw the rest of this chicken if he had something called Human Pox.




Draw the rest of this cow if he had something called Snake Pox.




The Tour de France is a big cycling race around France.  
 If you're leading the race you get to wear a yellow jersey.  
 If you're good at cycling up hills you get to wear a spotted jersey.  
 Design a jersey for the the person who is the worst at cycling.

The names of star constellations are bonkers.  
 This picture below is called "The Archer".  
 Give these constellations better names.








- 1) Put your pen or pencil in your wrong hand.
- 2) Make as many dots as you can in 10 seconds in the space below. Your time starts now! Go go go.



- 3) Put your pen back in your correct hand.
- 4) Turn the dotty mess above into a dot-to-dot drawing of something.





Make a...

### Clip Frame Painting

1. Put smallish daubs of acrylic paint on the MDF backing board.
2. Carefully place the glass on top of the paint. **(Do not push down!)**
3. The weight of the glass will squash the paint into new forms.
4. Carefully add the frames metal clips, they will add an extra gentle squeeze.
5. Let the paint dry, then hang on the wall!

Your composition is effected by the weight of the glass and the gentle squeeze exerted by the frames clips.

Daniel Eatock 2023

