



April 2023

Issue /50

S P E C I A L I S S U E

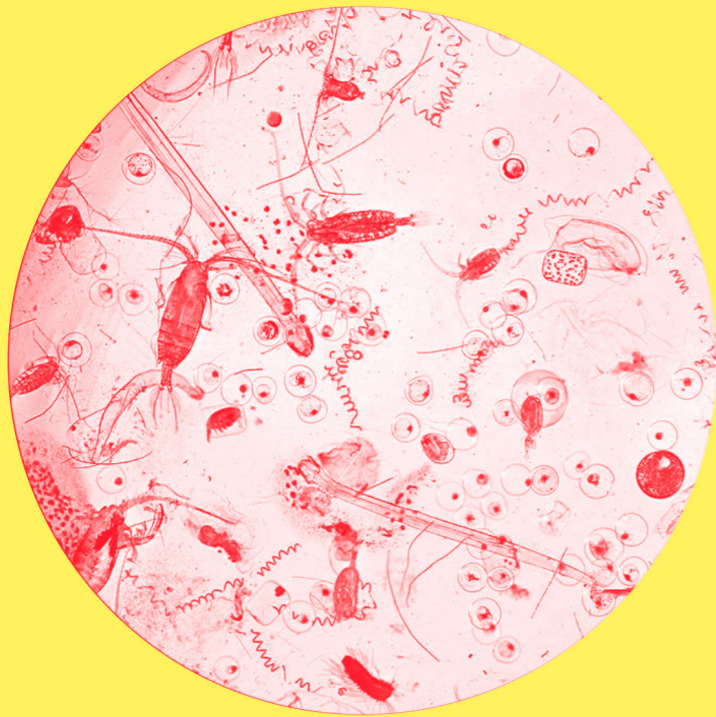
# NATIONAL SLUGOGRAPHIC




This iceberg has been hiding a deep dark secret for 3000 years.  
Please draw what lies beneath:



This is a single drop of seawater magnified 25 times.



Please draw a single drop of toilet water magnified 25 times.




Some mad scientists have fed sweets to a group of spiders and it's had a very strange effect on their webs. Please draw the missing webs.



Normal




Quality Street




Jelly beans



Popping candy



Love Hearts



Candy floss

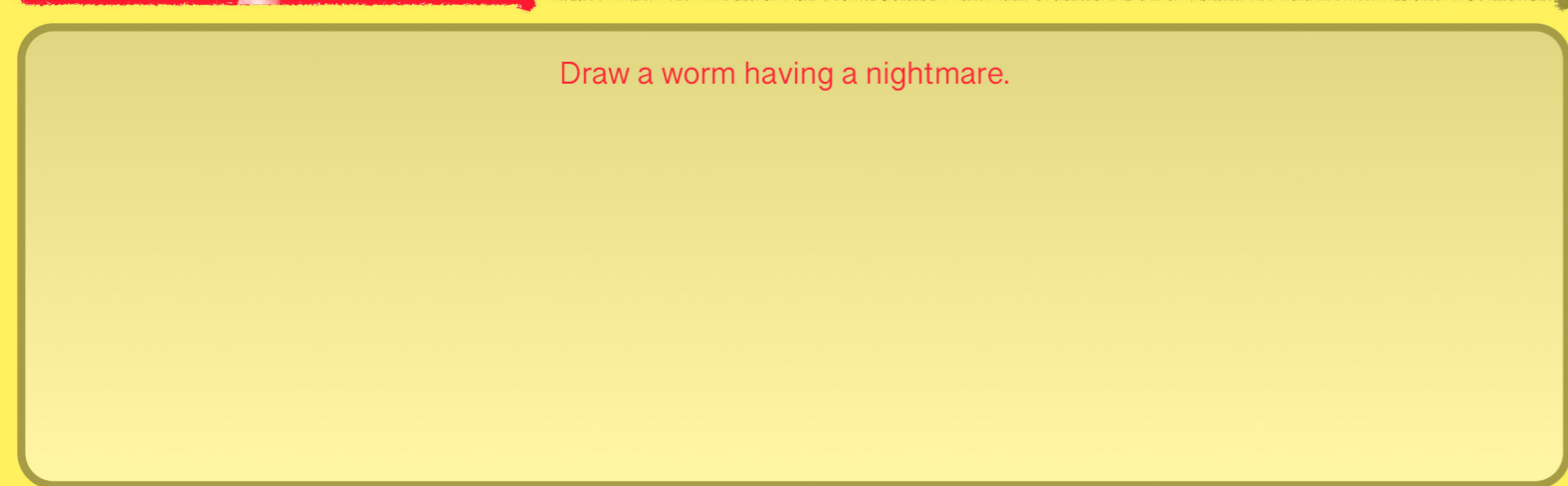
Write the most beautiful birdsong that has ever been heard.



Hermit crabs are very unusual... they can't grow their own shells so they make their homes from all kinds of objects they find! Draw a new home for this little fella.



Draw a worm having a nightmare.



It's safe to say that David Attenborough is a national treasure. Please draw David if he was an intergalactic treasure.







This is Bob, he absolutely loved to paint landscapes. He once famously said:

*"We don't make mistakes, just happy little accidents"*

Please draw a happy little accident below:



These ants are going on strike to demand safer working conditions. Help them write or draw some protest signs.



Slugtoun is a not-for-profit art gallery  
44 Wretham Place, Shieldfield,  
Newcastle upon Tyne, NE2 1XU











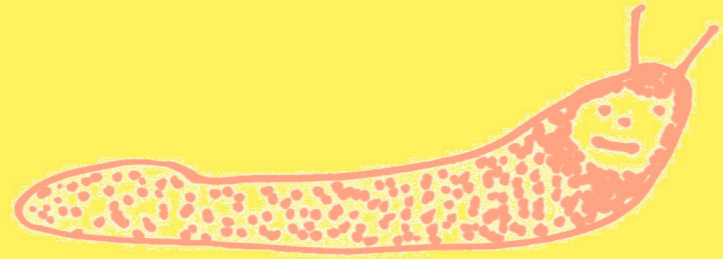

SlugClub is a free monthly art club  
for young people in Shieldfield and  
surrounding areas.

Produced and designed by Slugtoun.  
[slugtoun.co.uk](http://slugtoun.co.uk) @slugtoun\_

Printed by Overlay Press  
[overlaypress.co.uk](http://overlaypress.co.uk) @overlaypress







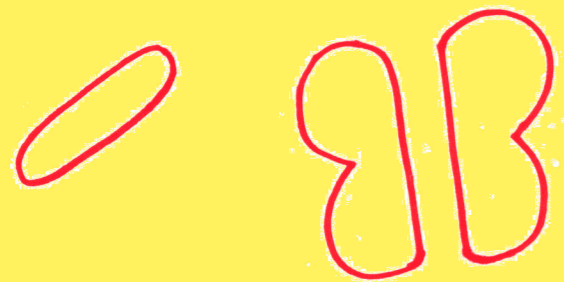


# MAKE A CLAY BUTTERFLY!

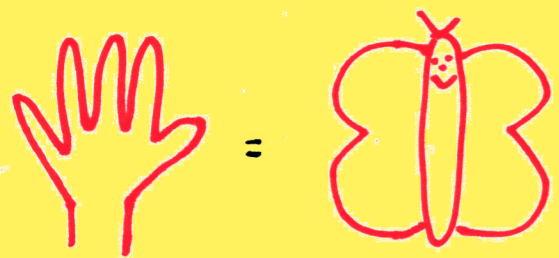
1. To make your butterfly you will need...



2. Take a piece of clay and roll a sausage shape for your butterflies body, take more clay and mould some wings.




(make your butterfly about the size of your hand!)



3. Using your finger make sure you attach the wings to the body securely, make sure there aren't any cracks!



4. Time to give your butterfly a face!  
Roll some small balls of clay for eyes, don't forget the antennae (this is how they smell & taste)



5. Using tools or found objects you can carve designs and patterns into the clay.

Think about different shapes and textures you can add!



6. Poke two holes into the wings. Once dry you can attach some rope and hang up your butterfly!



7. Once completely dry you can use acrylic paint to decorate your butterfly.



8. Leftover clay? why not make some clay slugs, hide them in the bath, or under your annoying siblings pillow?!

