




It's

FESTIVAL SEASON!

and everyone's brought along their flags!

But as usual it's been raining and all the colours have washed off!

Help out the crowd and draw some new designs!



Last month England made history by winning their first major women's tournament in the Euro 2022 Final!

In all the excitement they forgot to pick up their kit bags... Design a new football kit fit for champions:



GOAL!

IT'S COMING HOME Olé Olé Olé



Write a new football chant for the team:

What's a celebration without a cake?!


Brent Council have agreed to turn Wembley Stadium into a giant oven by putting on the underfloor heating and closing the roof so that a massive cake can be baked.

Draw the biggest cake the world has ever seen!

Wembley Stadium:

Worlds biggest cake:

133 METRES



These are the Mercury 7, America's first ever astronauts. They trained for months to prepare for life in space, but they forgot to buy food for their trip!

Write a shopping list for their space mission:




SPACE! STARS! ALIENS!

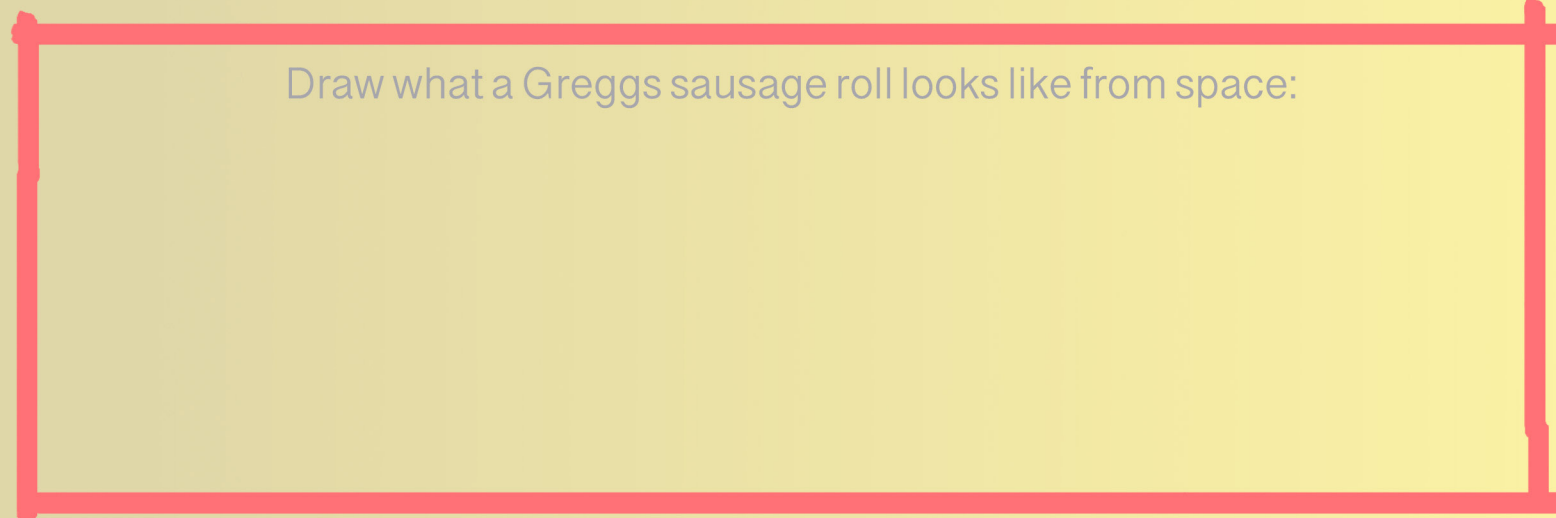
This is the near side of the moon:



Please draw the DARK side of the moon:



Draw what a Greggs sausage roll looks like from space:



In classical ballet, there are 5 basic positions of both the feet and arms. Draw the 6 position:

1.



2.



3.




4.



5.



6.



COLLECTIVE NOUNS


A collective noun is a word used to refer to a group of people or things. For example:

A **herd** of cows | A **band** of musicians | An **army** of ants

What's the collective noun for a group of ballerinas?

A _____ **of ballerinas**

MAKE A CROWD OF WORRY DOLLS



What ARE worry dolls?

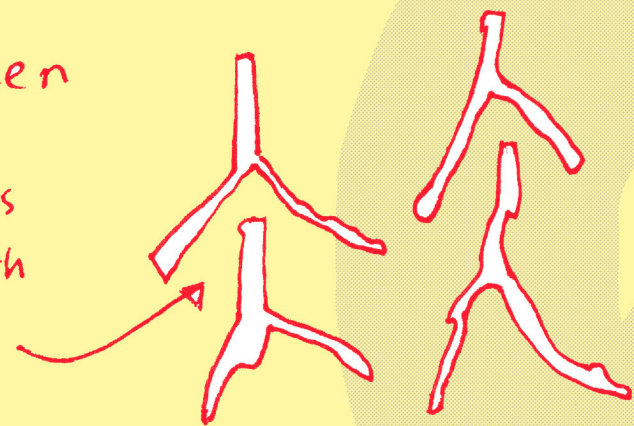
Worry dolls originate from Guatemala and they are handmade dolls (often tiny) that you tell all your worries to before you go to bed - you keep them under your pillow and they help take your worries away as you sleep.

Instructions:


- You can use 3 different methods to make your worry dolls.

① twigs from the garden


look for Y shaped twigs
fasten two together with
elastic bands or wool



② lolly pop sticks or cocktail sticks - bind together with elastic bands

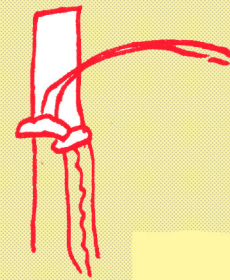


③ Using pipe cleaners - take two pipe cleaners and bend as shown




- For all 3 methods you then use different coloured wool (or thread if your worry dolls are really tiny) to dress your dolls and turn them into little characters

TOP TIPS




- Start by tying a knot around the stick
- It's easier to make the first knot around the body then work up to the head then back down the body

- You can use bits of scrap fabric to create simple clothes



- You can add faces to your worry dolls using felt tip pen



IDEAS FOR THEMES:

Your worry dolls can be totally unique to you but here's some ideas for crowds / communities your dolls could be based on:

- Your friends and family
- a music band
- a sports team
- film characters
- astronauts going to space!
- your neighbours
- punks and rockers
- cartoon characters
- aliens

