

SLUGCLUB

December 2022
Copy 150

Believe it or not, but every year this lot
run down a really really steep hill after a
big ol' piece of cheese...

Draw the **fastest** cheese in the world!



This club in Berlin is **very** difficult to get into.

Draw a club that is very easy to get into:



Tim the intern is very upset. He forgot to organise any decorations for the annual office party.
Draw the best party ever!



Tim →

It's New Year's Eve! The clock is about to strike midnight and the fuse for the fireworks is about to be lit...



Draw the most beautiful firework ever seen:

Draw the ugliest firework ever seen:

It's not a party without music! What's the name of your ultimate party playlist?

NOW


THAT'S WHAT I CALL

Every year thousands of people come together in the desert to celebrate.
On the final night they burn a giant statue but it's gone missing!

Draw a really big thing for them to burn - don't forget the flames!



Please draw the world if there were no more parties




Teke Moon, African Mask

In many African groups, masks are worn by masked dancers often participate in ceremonies that include songs and prayers. Different ceremonies honor children's coming of age harvests, funerals, and other events.



Day of the Dead skull mask

Mexican honor their ancestors on Day of the Dead, but they're also reminding themselves that death is just a part of life. Painting their faces and sugar skulls with ornate flowers, butterflies and ornate patterns.




Chhau, Indian mask

The mask used in the Chhau dance of Purulia is mainly for mythological characters to portray Gods and Goddesses.

MASK MAKING

A mask is a covering for the face or the head. In many cultures, masks are an important part of traditional rituals in social and religious celebrations and in theater performances




Barong Balinese mask

Through these masks, the spirits from the ancestral world can find their way to the modern world. The mask itself is used in dance performances which depict a battle between good and evil.



Carnival masks from Venice, Italy

These masks allowed people to protect their identity and remove any social class differences, which can represent freedom.



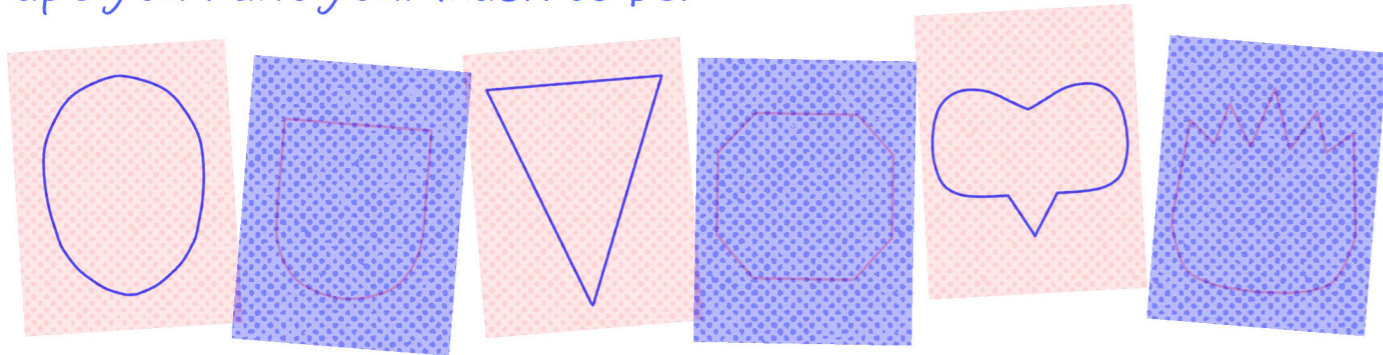
MAKE YOUR OWN MASK

MATERIALS:

- Colourfull Card
- Scissors
- Glue / Pritt stick
- Colourfull Pens
- String
- Pipe cleaners
- Pom Poms
- Feathers


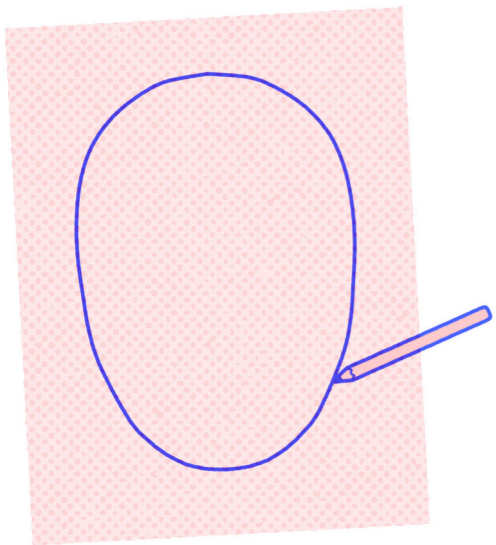
1. Designing Your Mask

Choose any colour card you'd like and decide what shape you want your mask to be.



2. Draw the Shape of Your Mask

Your mask can cover all of your face or only half of your face or just your eyes. Take inspiration from the pictures of masks on the other page!




3. Eye Holes

Draw eye holes so you can see out of your mask. You can also add a mouth hole if you want.

4. Cutting out Your Mask

CAREFULLY, cut out the eye holes (and mouth hole, if you added one). Make sure you can see out of your mask, then cut around the outside of your mask.

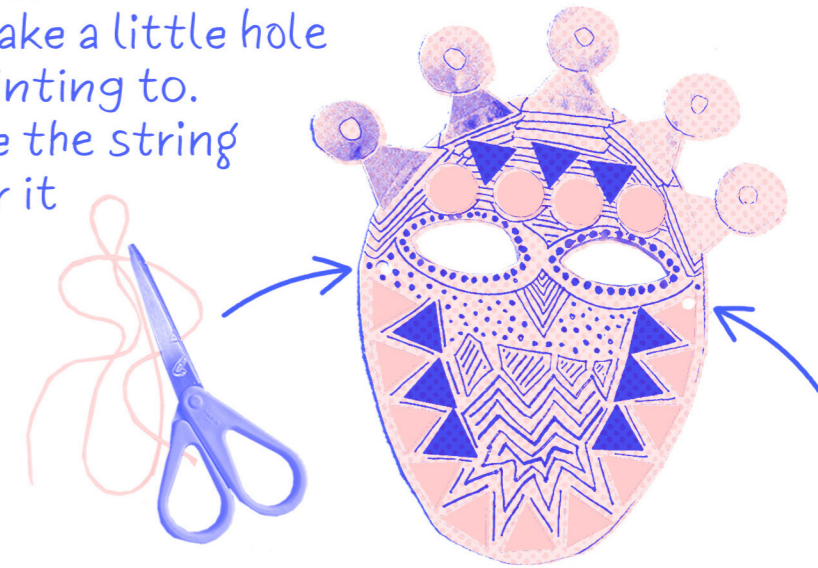


5. It's time to Decorate!

Decorate your mask with felt tip pens, pipe cleaners, feathers, coloured stickers etc. You can add stripes, dots, stars, symbols. Cut out shapes and patterns and stick them on.

6. Making your mask wearable

On each side of your mask, make a little hole like where the arrows are pointing to. Cut a length of string and tie the string on both sides so you can wear it. You might need a friend or adult to help tie the knots.



7. It's time to show off your mask!