




May 2023
Issue 150

BIRD SPECIAL

Well, well, well, would you just LOOK at that egg!

It's called a Faberge egg.

Draw the bird that laid this egg.



PEN / GUIN




Penguins famously can't fly. They're too heavy and their wings are just too small. Design the most glorious wings for this penguin to help him fly.

This is a Penguin chocolate bar. Mr McVitie wants your **BEST** joke for his new Penguin bars.



PEN / GUIN




Imagine you are a baby eagle.

One day you will be a magnificent Golden eagle, the most feared bird on the planet.

But for now, you are a baby bird trapped inside this egg, desperate to get out.

Write how you feel below:



Four horizontal dotted lines for writing.

Look! You are about to hatch, and spring forth into this brave new world.

Draw the first thing you see when you hatch:




Imagine you are this racing pigeon. Your name is Armando, and you are the best racing pigeon in the world.

You're flying from Newcastle to Barcelona in Spain.

From your birds eye view, hundreds of metres up in the air, draw some of the things you see on the way.

But remember, you are seeing things from directly above!

A large blank white area for drawing a bird's-eye view of the landscape.



A box containing the text 'Give me 5 reasons why this bird is so angry:' followed by a numbered list from 1) to 5).

1

I've seen an animal down the bottom of my garden that I'm pretty sure nobody has ever seen before.

I need you to draw a picture of it, so I can send it off to the scientists for identification.

It has:

- a soft beak made of carpet
- 13 wings
- one muscly leg and one skinny leg
- claws made of something that looks like spaghetti
- a large hairy tongue
- the tail of a scorpion.



2

Swap your booklet with the person sitting next to you.


You'll never believe this...

They have also seen a creature down the bottom of their garden that needs identifying!

Ask them to describe 5 features of the animal below.

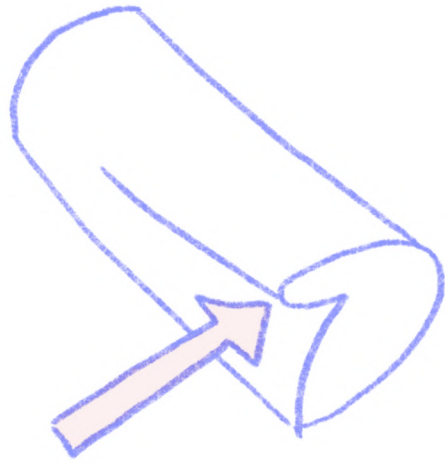
- 1.
- 2.
- 3.
- 4.
- 5.

Now draw it!



GET YOUR LOO ROLL TUBE

1

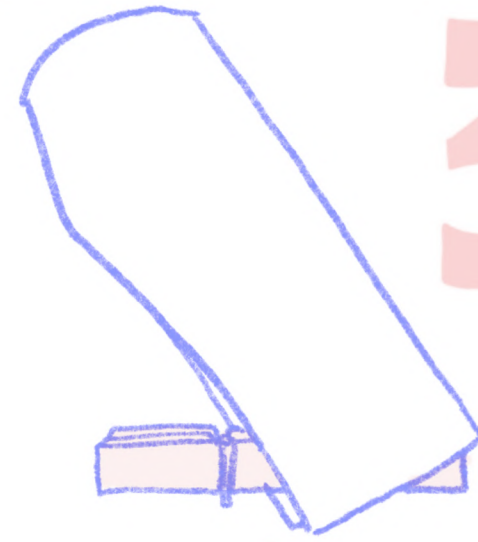


- PUSH IN ONE END OF THE ROLL TO CREATE A HEART SHAPE. (THE OTHER END STAYS ROUND)



2

- MAKE A CUT ON CREASE - ABOUT 3CM LONG UP INTO THE ROLL

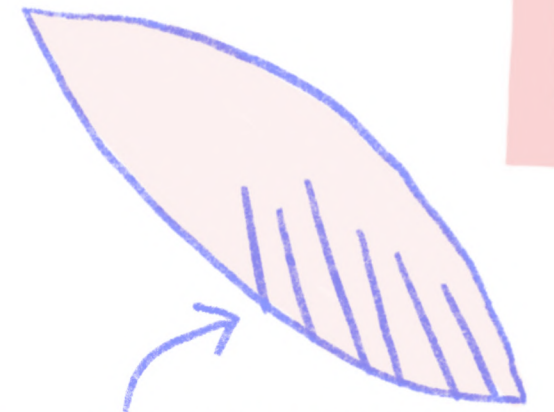


3

- PLACE PEG IN FOLD YOU'VE CREATED
- GLUE OR TAPE IN PLACE



• CUT OUT 2 WINGS

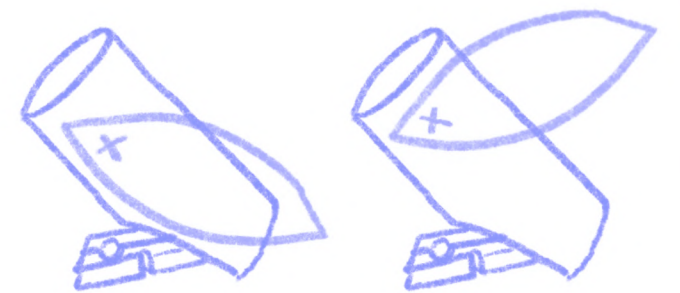


4

- YOU CAN CUT LINES FOR FEATHER DETAIL



- DECIDE ON THE ANGLE YOU WANT AND STAPLE TO FIX IN PLACE X



6



- ADD HEAD FEATHERS BY CUTTING A SLOT IN THE CARDBOARD.

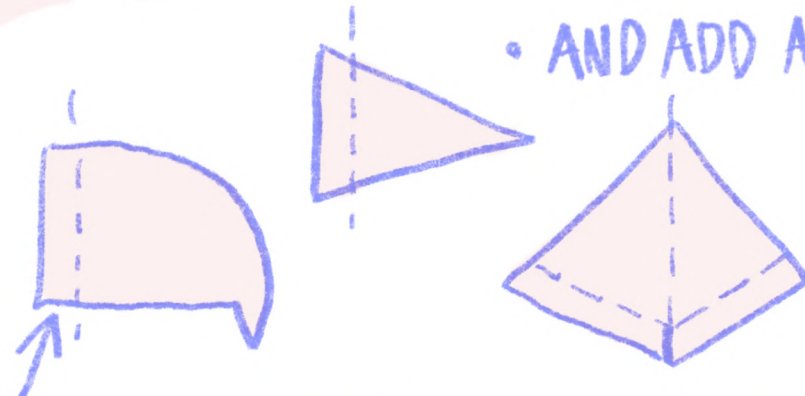


CUT AND GLUE A TAIL

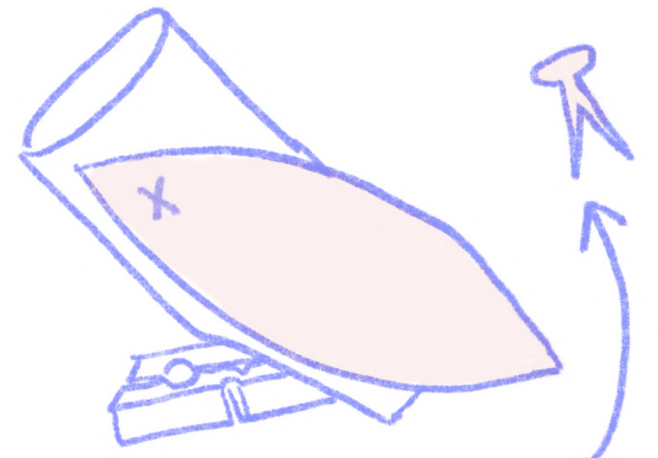
5

- CUT OUT A COUPLE OF CIRCLES FOR EYES AND GLUE ON. (OR DRAW SOME ON)

• AND ADD A BEAK!



FOLD A BIT OVER TO CREATE A FLAP TO GLUE



(IF YOU HAVE A SPLIT PIN (YOU COULD MAKE THEM MOVE!))