







July 2023
Issue 150

You're at a circus, and you've entered the House of Mirrors.
Draw yourself and your friends around you in the mirrors below.
Make sure these mirrors have the craziest effects!





Please draw 3 very shy coconuts in this coconut shy.



Decks of cards have been the same for years.

Hearts, Clubs, Diamonds, Spades blah blah blah.

It's 2023. Cards need updating for crying out loud.

Please design a new suit to go into this deck of cards.



You are here.
At the top of the world's largest rollercoaster.

You are facing a 100 metre vertical drop. The ground is so far away, all the people on the ground look like little ants.

It will be over in seconds, but the adrenaline will flood through your body like a tsunami.

Please draw how your stomach feels at this moment in time.



What is this mime artist actually holding above his head?



Please make this magician disappear.
You cannot use a pen or pencil.





Please design the scariest rollercoaster in the world.

Slugtown is a not-for-profit art gallery

44 Wretham Place, Shieldfield,
Newcastle upon Tyne, NE2 1XU

SlugClub is a free monthly art club
for young people in Shieldfield and
surrounding areas.

Produced and designed by Slugtown.
slugtown.co.uk @slugtown_

Printed by Overlay Press
overlaypress.co.uk @overlaypress



THE HOPPING EGGS



Paper stencil Printing



1 get yourself a cardboard box




2 cut down the cardboard to a manageable size



3 draw out your design



4 safely cut out your design



5 find some absorbent paper

6 place paper the under your cut out stencil



7 now make a mess with paint and get creative, try using rollers or sponges or rubbing crayons and pencils



8 remove the cardboard to see your print

